



CHARLOTTE, NC

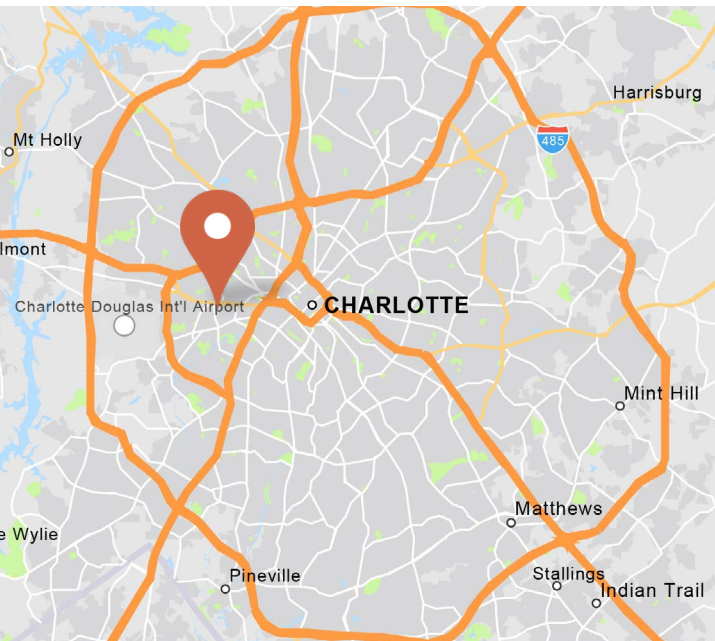
WILKINSON CROSSING

WILKINSON BLVD & ASHLEY RD, CHARLOTTE, NC

±1,500 RSF AVAILABLE



CHARLOTTE, NC
WILKINSON CROSSING
 WILKINSON BLVD AND ASHLEY RD, CHARLOTTE NC



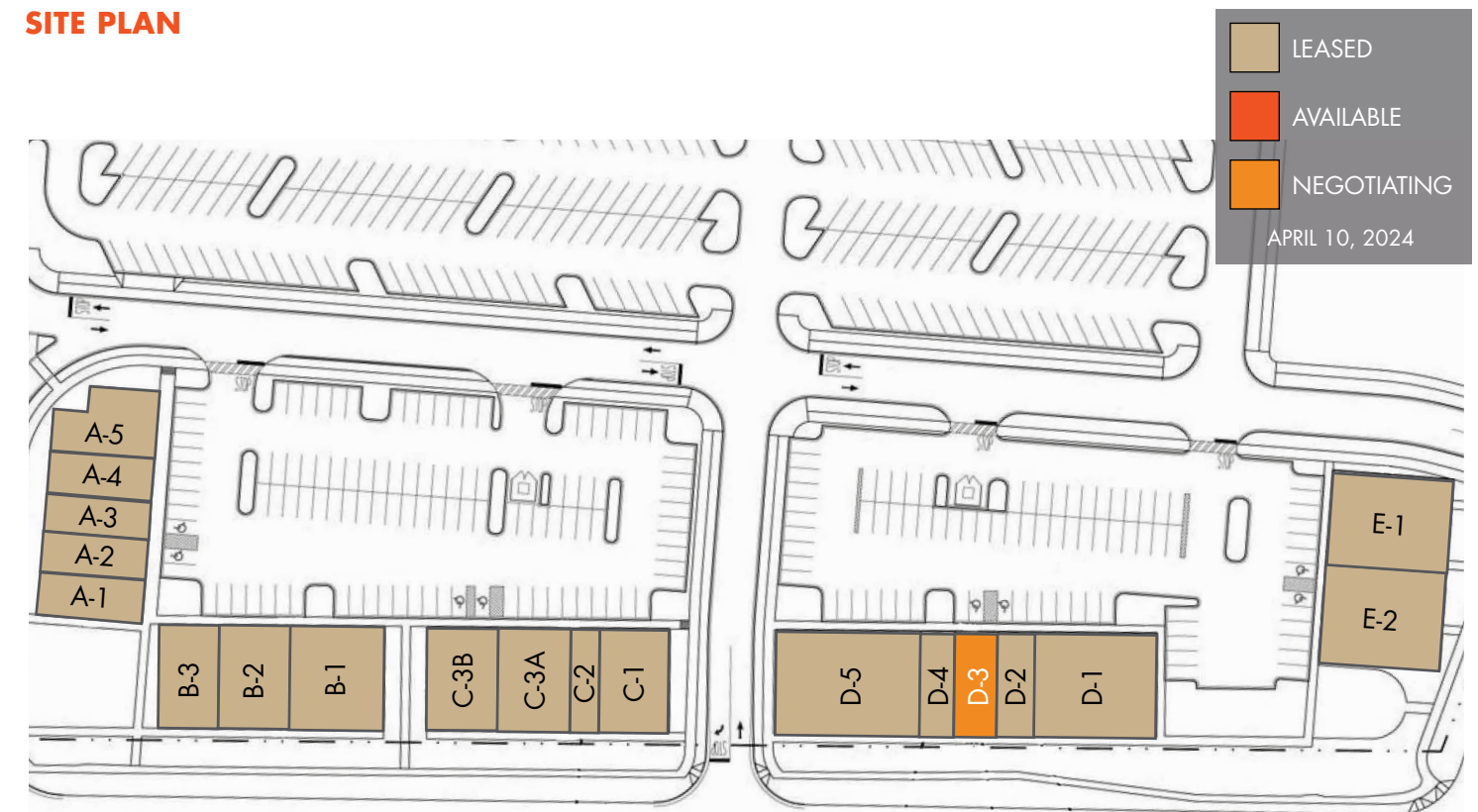
PROPERTY FEATURES

- ±1,500 SF Available
- Anchored by Ashley Stewart and Rainbow, the center provides a strong tenant mix with many national retailers
- 44,840 SF Walmart shadow anchored retail center
- Located at the intersection of the highly traveled Wilkinson Boulevard and Ashley Rd which sees over 55,000 VPD
- Minutes from Uptown in West Charlotte

CHARLOTTE, NC
WILKINSON CROSSING

±1,500 RSF AVAILABLE

SITE PLAN



SUITE	TENANT	SF
BUILDING A		
A-1	LITTLE CAESARS	1,500
A-2	GAMESTOP	1,400
A-3	SONIC TAX	1,340
A-4	LENDMARK FINANCIAL SERVICES	1,500
A-5	T-MOBILE	2,000
BUILDING B		
B-1	AMERICA'S BEST	3,240
B-2	DENTIST	2,500
B-3	AMERICAN DELI	2,060
BUILDING C		
C-1	WINGSTOP	2,400

SUITE	TENANT	SF
C-2	GNC	1,000
C-3-A	BEAUTY SUPPLY	2,200
C-3-B	USPS	2,800
BUILDING D		
D-1	AMERIHEALTH	4,200
D-2	SO SHARP NAIL & HAIR	1,300
D-3	NEGOTIATING	1,500
D-4	WILKINSON TOBACCO	1,200
D-5	ATHLETE'S FOOT	5,000
BUILDING E		
E-1	ASHLEY STEWART	3,700
E-2	RAINBOW	4,000

FOR MORE INFORMATION, PLEASE CONTACT:

KEELY HINES | 704.676.1563
 Senior Vice President, Broker
 keely.hines@foundrycommercial.com
 Licensed Real Estate Broker

NICOLE EDMONDS | 704.972.2617
 Senior Associate, Broker
 nicole.edmonds@foundrycommercial.com
 Licensed Real Estate Broker



foundrycommercial.com

Although the information contained herein was provided by sources believed to be reliable, Foundry Commercial makes no representation, expressed or implied, as to its accuracy and said information is subject to errors, omissions or changes.

WILKINSON CROSSING



DEMOGRAPHICS

1 MILE RADIUS

	7,954 ESTIMATED POPULATION 2022
	34.5 AVERAGE AGE
	\$148,960 MEDIAN HOME VALUE 2022
	4,315 TOTAL EMPLOYEES
	\$44,875 AVG HOUSEHOLD INCOME

3 MILE RADIUS

	79,975 ESTIMATED POPULATION 2022
	33.5 AVERAGE AGE
	\$293,221 MEDIAN HOME VALUE 2022
	105,353 TOTAL EMPLOYEES
	\$85,154 AVG HOUSEHOLD INCOME

5 MILE RADIUS

	194,215 ESTIMATED POPULATION 2022
	34.4 AVERAGE AGE
	\$364,817 MEDIAN HOME VALUE 2022
	209,105 TOTAL EMPLOYEES
	\$97,655 AVG HOUSEHOLD INCOME

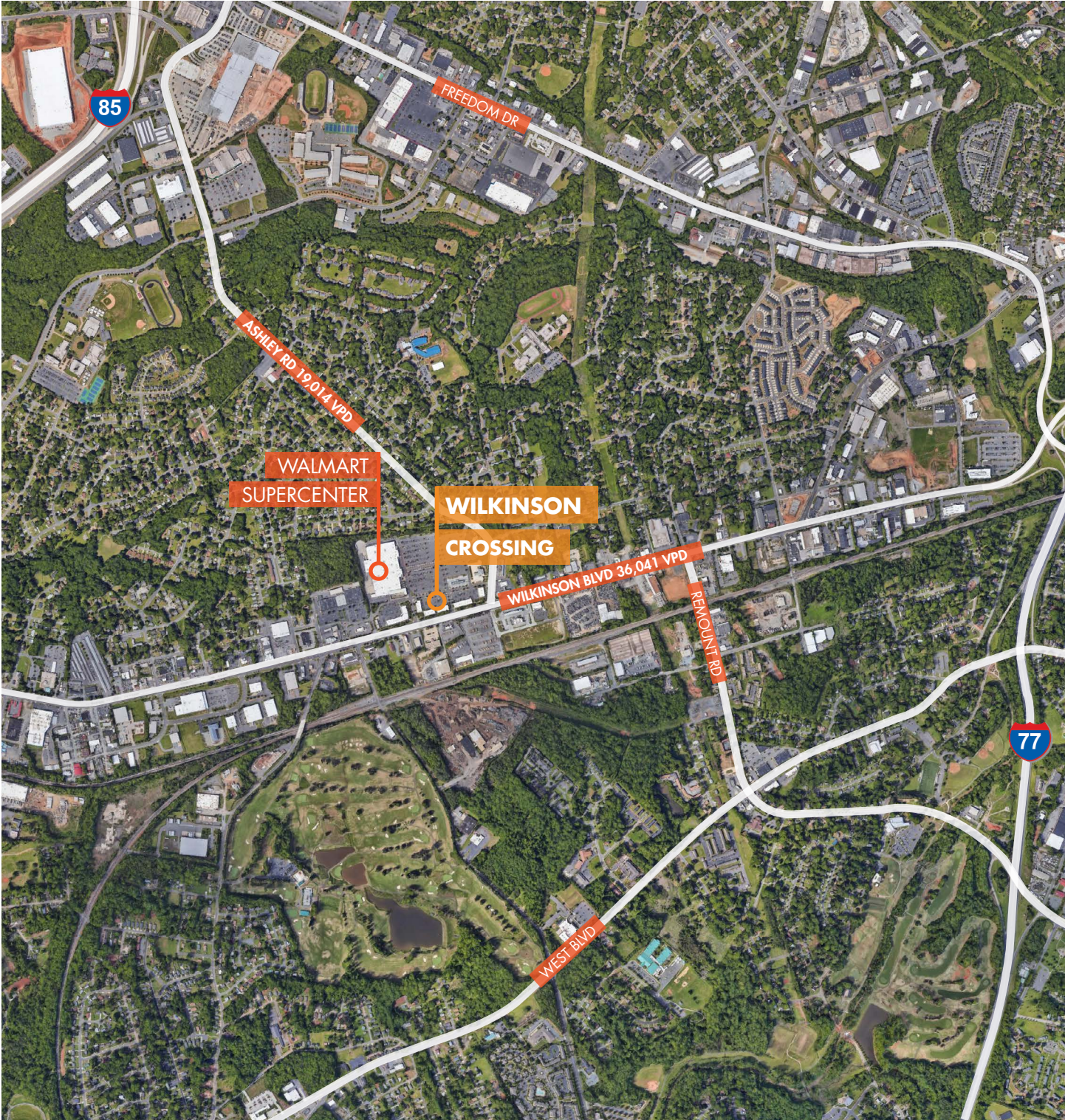
FOR MORE INFORMATION, PLEASE CONTACT:

KEELY HINES | 704.676.1563
Senior Vice President, Broker
keely.hines@foundrycommercial.com
Licensed Real Estate Broker

NICOLE EDMONDS | 704.972.2617
Senior Associate, Broker
nicole.edmonds@foundrycommercial.com
Licensed Real Estate Broker

Although the information contained herein was provided by sources believed to be reliable, Foundry Commercial makes no representation, expressed or implied, as to its accuracy and said information is subject to errors, omissions or changes.

AREA MAP



FOR MORE INFORMATION, PLEASE CONTACT:

KEELY HINES | 704.676.1563
Senior Vice President, Broker
keely.hines@foundrycommercial.com
Licensed Real Estate Broker

NICOLE EDMONDS | 704.972.2617
Senior Associate, Broker
nicole.edmonds@foundrycommercial.com
Licensed Real Estate Broker



Although the information contained herein was provided by sources believed to be reliable, Foundry Commercial makes no representation, expressed or implied, as to its accuracy and said information is subject to errors, omissions or changes.