



FOUNDRY
COMMERCIAL

8.87± ACRES FOR SALE

19280 HIGHLAND VALLEY ROAD, RAMONA, CA 92065

foundrycommercial.com

8.87± AC FOR SALE IN RAMONA, CA - FOR MORE INFO, PLEASE CONTACT: **949.939.6238**



PROPERTY HIGHLIGHTS

- The property consists of 8.87± acres of land in Ramona, CA with frontage on Main Street
- Located just four minutes from downtown Ramona, six minutes from Mt. Woodson Golf Club, and under six miles from the tourist attraction, Potato Chip Rock

PROPERTY SPECIFICATIONS

LOT SIZE	8.87± AC
APN	283-051-43-00
ZONING	A-70 Limited Agriculture
COUNTY	San Diego
PRICE	Undisclosed

FOR MORE INFORMATION, PLEASE CONTACT:

CHRIS BURY | 949.939.6238
 Partner, Senior Vice President
 Chris.Bury@foundrycommercial.com
 Licensed Real Estate Broker

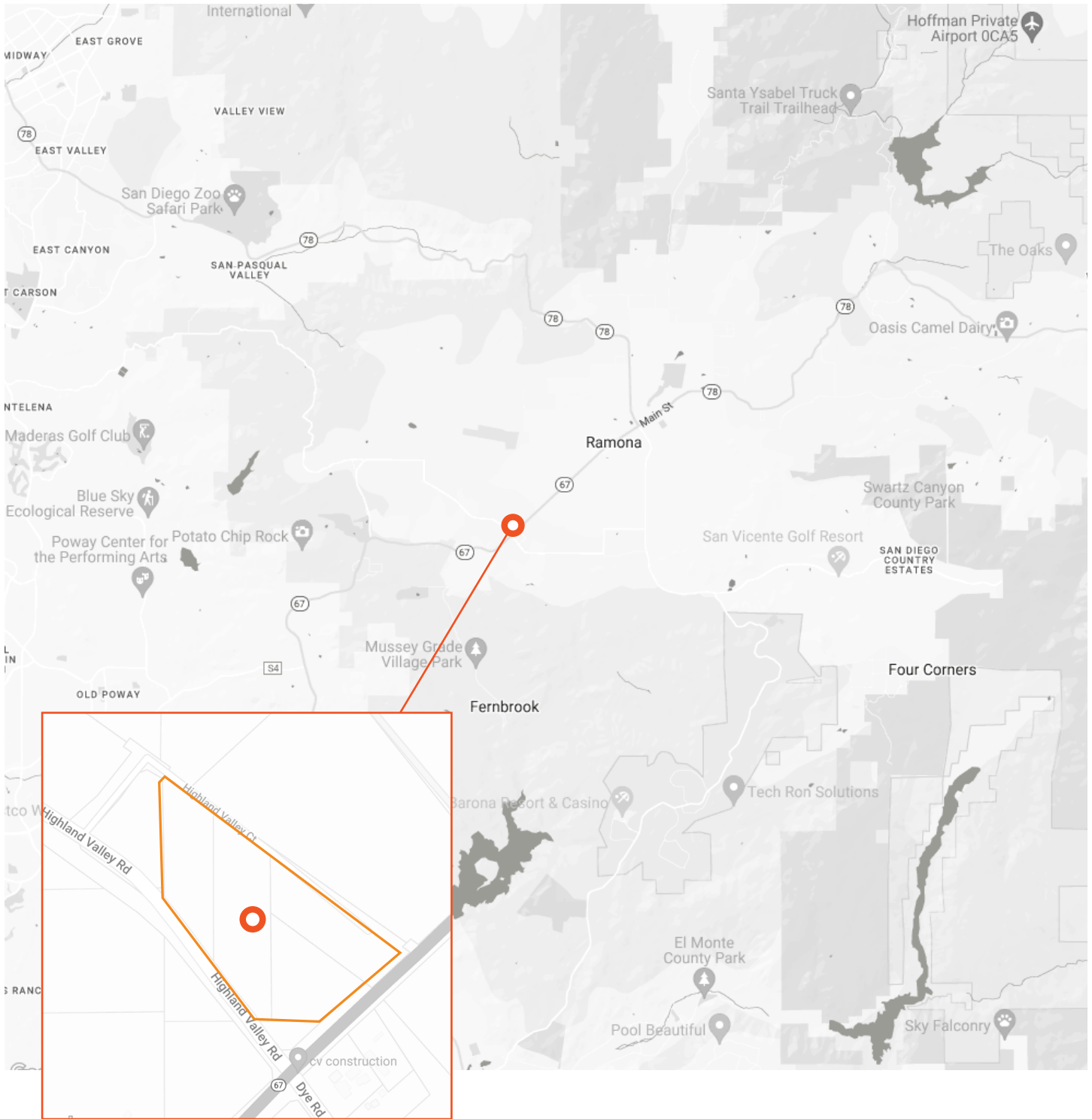
CHARLIE HOWARTH | 949.542.9484
 Senior Associate
 Charlie.Howarth@foundrycommercial.com
 Licensed Real Estate Broker

FOUNDRY
 COMMERCIAL

Although all information is furnished regarding for sale, rental or financing is from sources we deem reliable, such information has not been verified and no express representation is made nor is any to be implied as to the accuracy thereof, and it is submitted subject to errors, omissions, changes of price, rental or other conditions, prior sale, lease or financing, or withdrawal without notice. All sizes approximate and subject to survey.

foundrycommercial.com

PROPERTY LOCATION



FOR MORE INFORMATION, PLEASE CONTACT:

CHRIS BURY | 949.939.6238
 Partner, Senior Vice President
 Chris.Bury@foundrycommercial.com
 Licensed Real Estate Broker

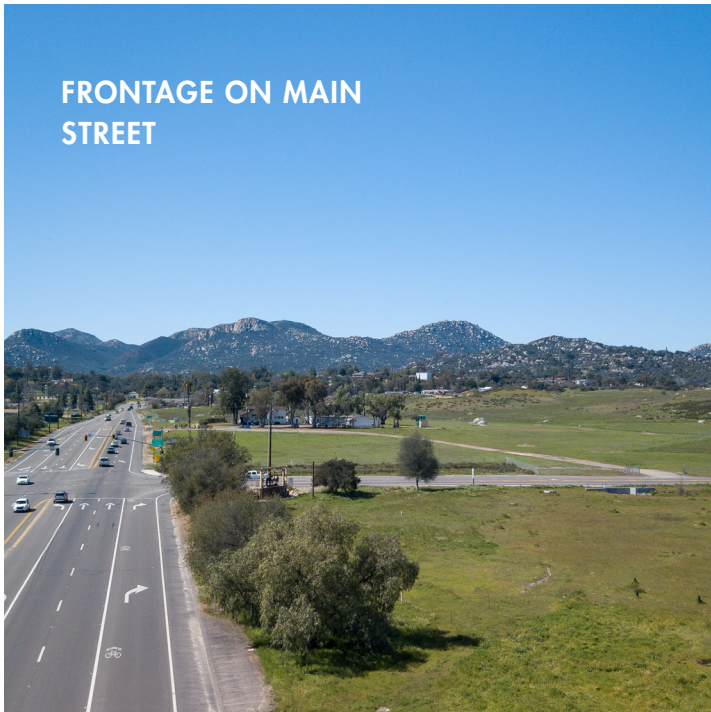
CHARLIE HOWARTH | 949.542.9484
 Senior Associate
 Charlie.Howarth@foundrycommercial.com
 Licensed Real Estate Broker



Although all information is furnished regarding for sale, rental or financing is from sources we deem reliable, such information has not been verified and no express representation is made nor is any to be implied as to the accuracy thereof, and it is submitted subject to errors, omissions, changes of price, rental or other conditions, prior sale, lease or financing, or withdrawal without notice. All sizes approximate and subject to survey.

foundrycommercial.com

PHOTOS



FOR MORE INFORMATION, PLEASE CONTACT:

CHRIS BURY | 949.939.6238
Partner, Senior Vice President
Chris.Bury@foundrycommercial.com
Licensed Real Estate Broker

CHARLIE HOWARTH | 949.542.9484
Senior Associate
Charlie.Howarth@foundrycommercial.com
Licensed Real Estate Broker

FOUNDRY
COMMERCIAL

Although all information is furnished regarding for sale, rental or financing is from sources we deem reliable, such information has not been verified and no express representation is made nor is any to be implied as to the accuracy thereof, and it is submitted subject to errors, omissions, changes of price, rental or other conditions, prior sale, lease or financing, or withdrawal without notice. All sizes approximate and subject to survey.

foundrycommercial.com

ZONING MAP



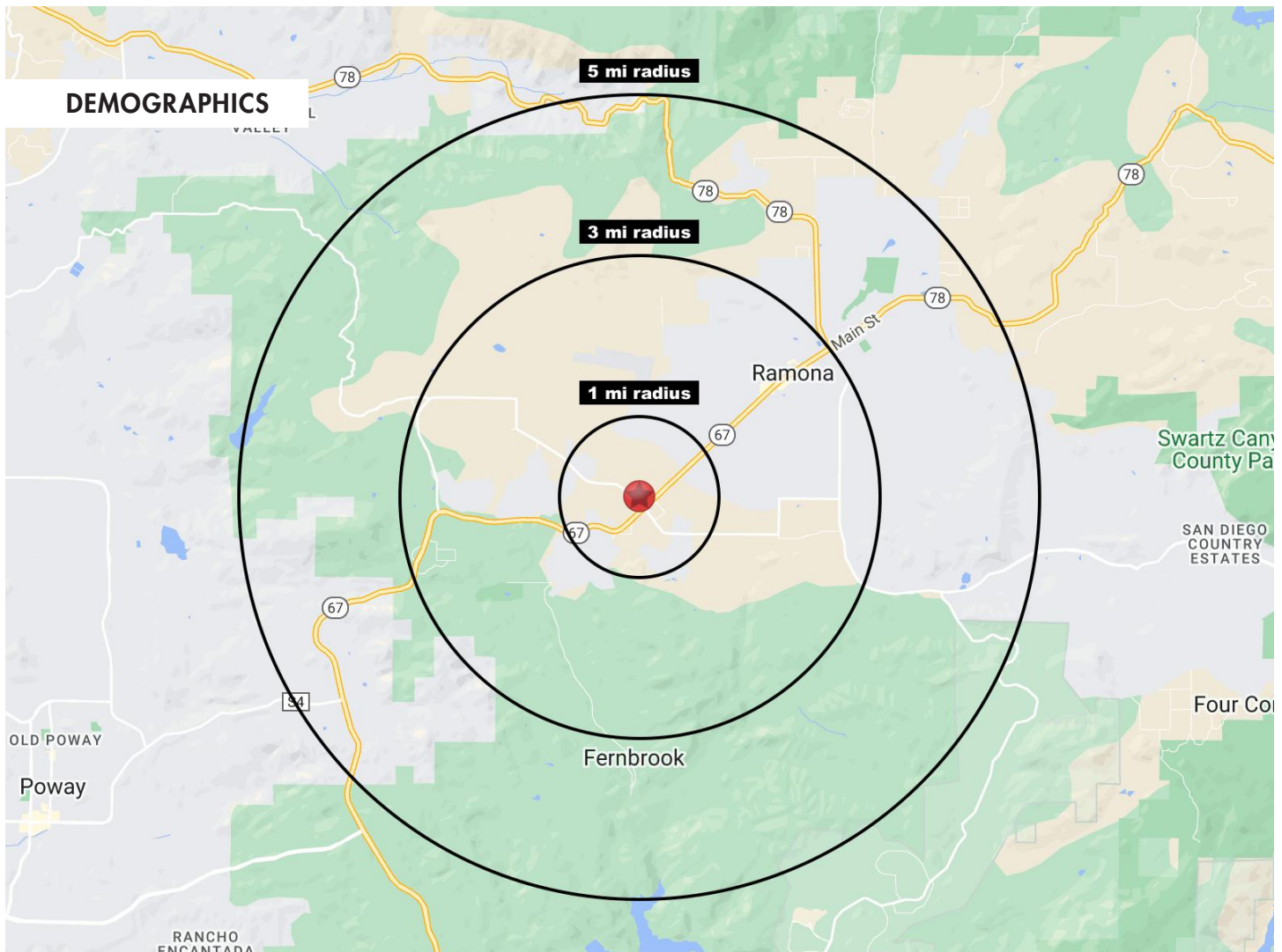
FOR MORE INFORMATION, PLEASE CONTACT:

CHRIS BURY | 949.939.6238
 Partner, Senior Vice President
 Chris.Bury@foundrycommercial.com
 Licensed Real Estate Broker

CHARLIE HOWARTH | 949.542.9484
 Senior Associate
 Charlie.Howarth@foundrycommercial.com
 Licensed Real Estate Broker



Although all information is furnished regarding for sale, rental or financing is from sources we deem reliable, such information has not been verified and no express representation is made nor is any to be implied as to the accuracy thereof, and it is submitted subject to errors, omissions, changes of price, rental or other conditions, prior sale, lease or financing, or withdrawal without notice. All sizes approximate and subject to survey.



1 MILE RADIUS

	921 ESTIMATED POPULATION 2022
	44.2 MEDIAN AGE
	\$764,030 MEDIAN HOME VALUE 2022
	185 TOTAL EMPLOYEES
	\$172,724 AVG HOUSEHOLD INCOME

3 MILE RADIUS

	14,517 ESTIMATED POPULATION 2022
	38.6 MEDIAN AGE
	\$671,736 MEDIAN HOME VALUE 2022
	3,975 TOTAL EMPLOYEES
	\$121,161 AVG HOUSEHOLD INCOME

5 MILE RADIUS

	23,885 ESTIMATED POPULATION 2022
	38.9 MEDIAN AGE
	\$699,406 MEDIAN HOME VALUE 2022
	6,327 TOTAL EMPLOYEES
	\$123,612 AVG HOUSEHOLD INCOME

FOR MORE INFORMATION, PLEASE CONTACT:

CHRIS BURY | 949.939.6238
Partner, Senior Vice President
Chris.Bury@foundrycommercial.com
Licensed Real Estate Broker

CHARLIE HOWARTH | 949.542.9484
Senior Associate
Charlie.Howarth@foundrycommercial.com
Licensed Real Estate Broker



Although all information is furnished regarding for sale, rental or financing is from sources we deem reliable, such information has not been verified and no express representation is made nor is any to be implied as to the accuracy thereof, and it is submitted subject to errors, omissions, changes of price, rental or other conditions, prior sale, lease or financing, or withdrawal without notice. All sizes approximate and subject to survey.