

CHURCH PROPERTY FOR SALE

0.45± ACRES | 4,848± TOTAL SF

FOUNDRY
COMMERCIAL



38 EUCLID DRIVE, PLANT CITY, FL 33563

ASKING PRICE: ~~\$549,000~~ \$495,000

PROPERTY DESCRIPTION

- 4,848± square foot church property on 0.45± acres
- Zoned R-2
- Grass area for parking
- Building includes:
 - Sanctuary that seats 100±
 - Meeting room
 - Nursery
 - Classrooms
 - Small kitchen area
- Located 1.5± miles from I-4 and 12± miles east of I-75

PARCEL ID	P25282156J000007000130
COUNTY	Hillsborough
CURRENT USE	Religious
ZONING	R-2
# OF BUILDINGS	2
TOTAL BUILDING SF	4,848± SF
ACREAGE	0.45± AC
PARKING	Grass
SEATING CAPACITY	100±

FOR MORE INFORMATION, PLEASE CONTACT:

CARLIN BEEKMAN

Broker Associate

407.540.7789

carlin.beekman@foundrycommercial.com

JOEY BLAKLEY

Senior Vice President

407.540.7737

joey.blakley@foundrycommercial.com

FOUNDRY
COMMERCIAL

**MISSION
PROPERTY
GROUP**

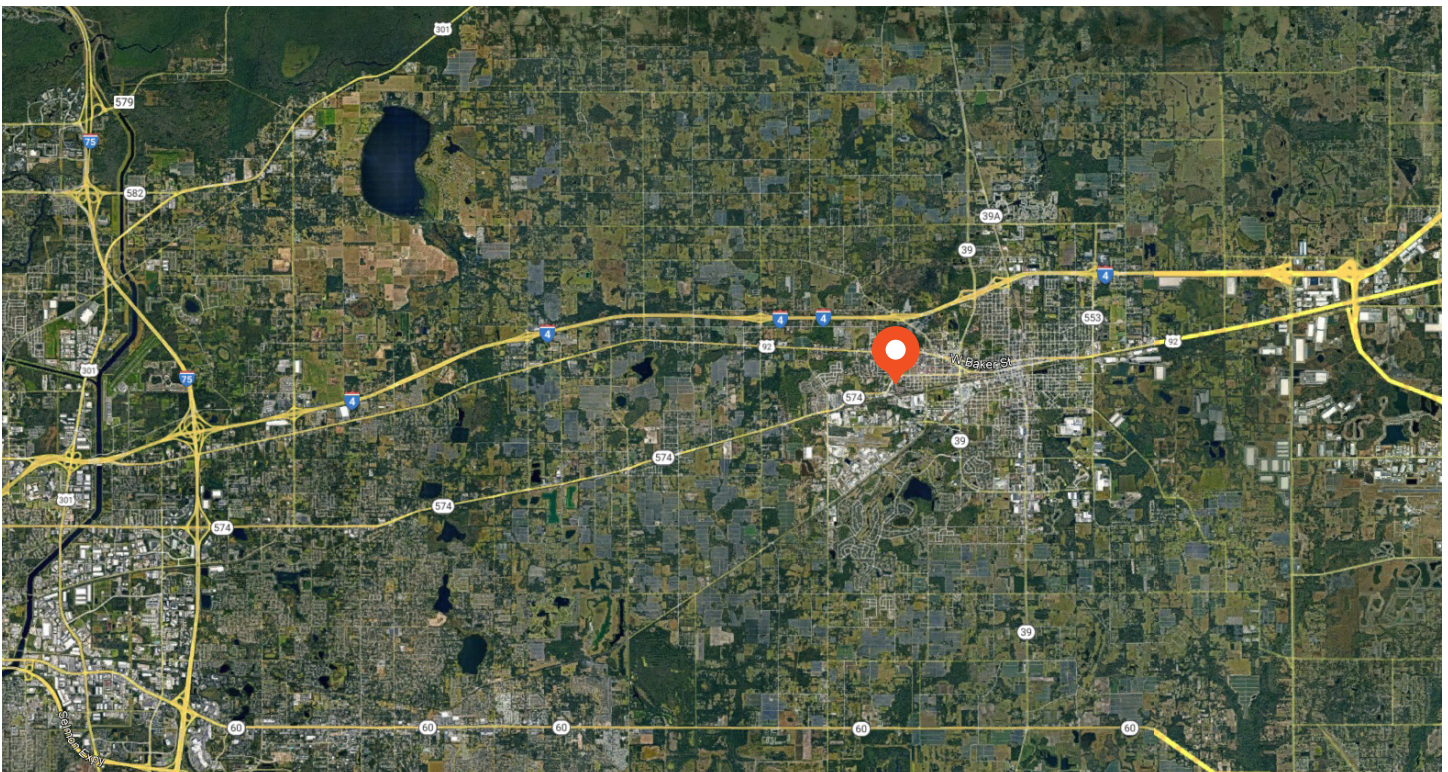
Although all information furnished regarding for sale, rental or financing is from sources we deem reliable, such information has not been verified and no express representation is made nor is any to be implied as to the accuracy thereof, and it is submitted subject to errors, omissions, changes of price, rental or other conditions, prior sale, lease or financing, or withdrawal without notice. All sizes are approximate and subject to survey.

CHURCH PROPERTY FOR SALE

0.45± ACRES | 4,848± TOTAL SF

38 EUCLID DRIVE, PLANT CITY, FL

AERIAL & PROPERTY OUTLINE



FOR MORE INFORMATION, PLEASE CONTACT:

CARLIN BEEKMAN

Broker Associate

407.540.7789

carlin.beekman@foundrycommercial.com

JOEY BLAKLEY

Senior Vice President

407.540.7737

joey.blakley@foundrycommercial.com

FOUNDRY
COMMERCIAL

MISSION
PROPERTY
GROUP

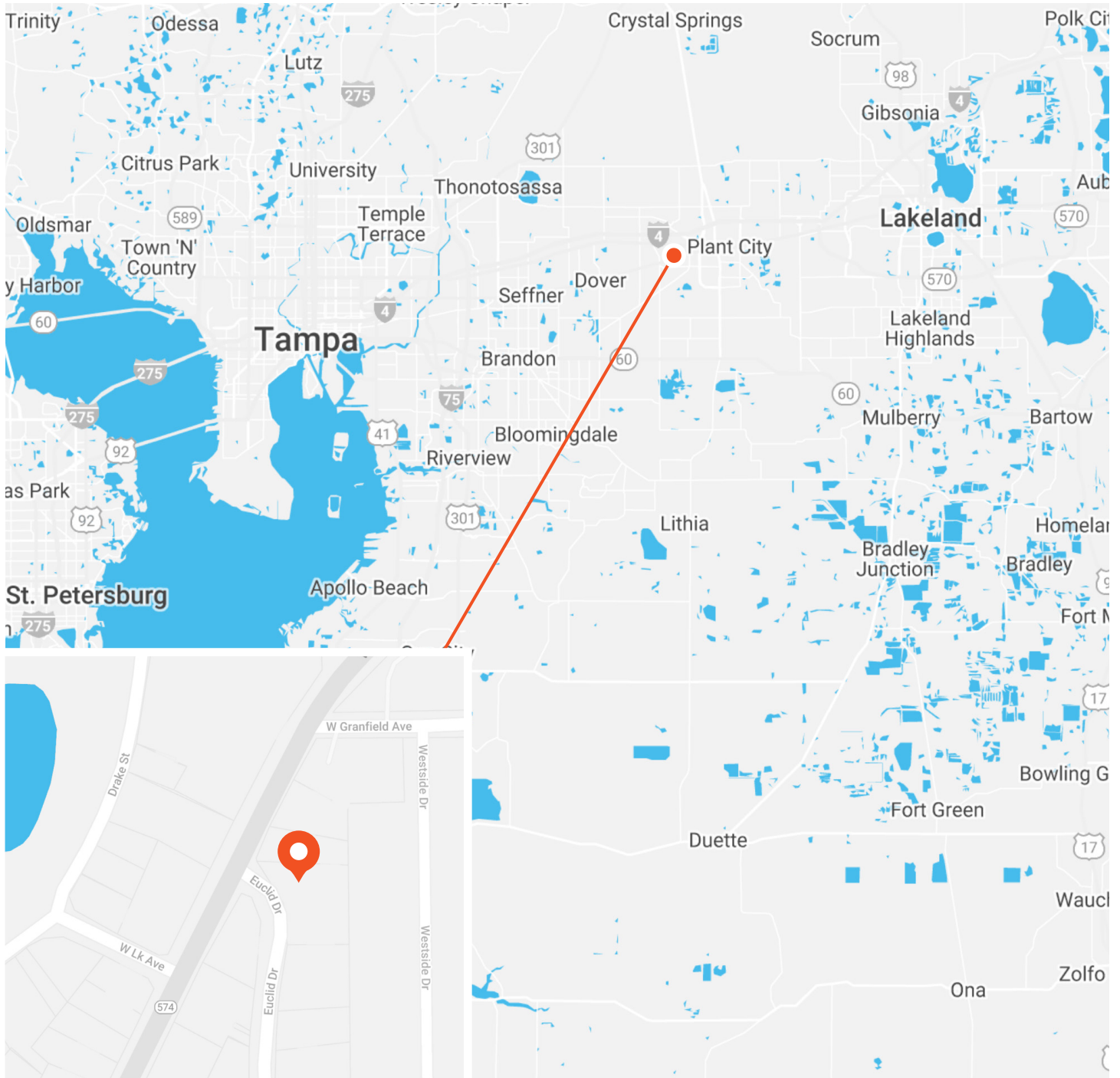
Although all information furnished regarding for sale, rental or financing is from sources we deem reliable, such information has not been verified and no express representation is made nor is any to be implied as to the accuracy thereof, and it is submitted subject to errors, omissions, changes of price, rental or other conditions, prior sale, lease or financing, or withdrawal without notice. All sizes are approximate and subject to survey.

CHURCH PROPERTY FOR SALE

0.45± ACRES | 4,848± TOTAL SF

38 EUCLID DRIVE, PLANT CITY, FL

LOCATION



FOR MORE INFORMATION, PLEASE CONTACT:

CARLIN BEEKMAN

Broker Associate

407.540.7789

carlin.beekman@foundrycommercial.com

JOEY BLAKLEY

Senior Vice President

407.540.7737

joey.blakley@foundrycommercial.com

FOUNDRY
COMMERCIAL

MISSION
PROPERTY
GROUP

Although all information furnished regarding for sale, rental or financing is from sources we deem reliable, such information has not been verified and no express representation is made nor is any to be implied as to the accuracy thereof, and it is submitted subject to errors, omissions, changes of price, rental or other conditions, prior sale, lease or financing, or withdrawal without notice. All sizes are approximate and subject to survey.

CHURCH PROPERTY FOR SALE

0.45± ACRES | 4,848± TOTAL SF

38 EUCLID DRIVE, PLANT CITY, FL

PROPERTY PHOTOS



EXTERIOR



EXTERIOR



SANCTUARY FACING FRONT



SANCTUARY FACING BACK



FELLOWSHIP HALL



OFFICE

FOR MORE INFORMATION, PLEASE CONTACT:

CARLIN BEEKMAN

Broker Associate

407.540.7789

carlin.beekman@foundrycommercial.com

JOEY BLAKLEY

Senior Vice President

407.540.7737

joey.blakley@foundrycommercial.com

FOUNDRY
COMMERCIAL

MISSION
PROPERTY
GROUP

Although all information furnished regarding for sale, rental or financing is from sources we deem reliable, such information has not been verified and no express representation is made nor is any to be implied as to the accuracy thereof, and it is submitted subject to errors, omissions, changes of price, rental or other conditions, prior sale, lease or financing, or withdrawal without notice. All sizes are approximate and subject to survey.

CHURCH PROPERTY FOR SALE

0.45± ACRES | 4,848± TOTAL SF

38 EUCLID DRIVE, PLANT CITY, FL

PROPERTY PHOTOS



STORAGE ROOM



RESTROOM



MEETING ROOM



GATHERING ROOM



NURSERY



MULTI-PURPOSE ROOM

FOR MORE INFORMATION, PLEASE CONTACT:

CARLIN BEEKMAN

Broker Associate

407.540.7789

carlin.beekman@foundrycommercial.com

JOEY BLAKLEY

Senior Vice President

407.540.7737

joey.blakley@foundrycommercial.com

FOUNDRY
COMMERCIAL

MISSION
PROPERTY
GROUP

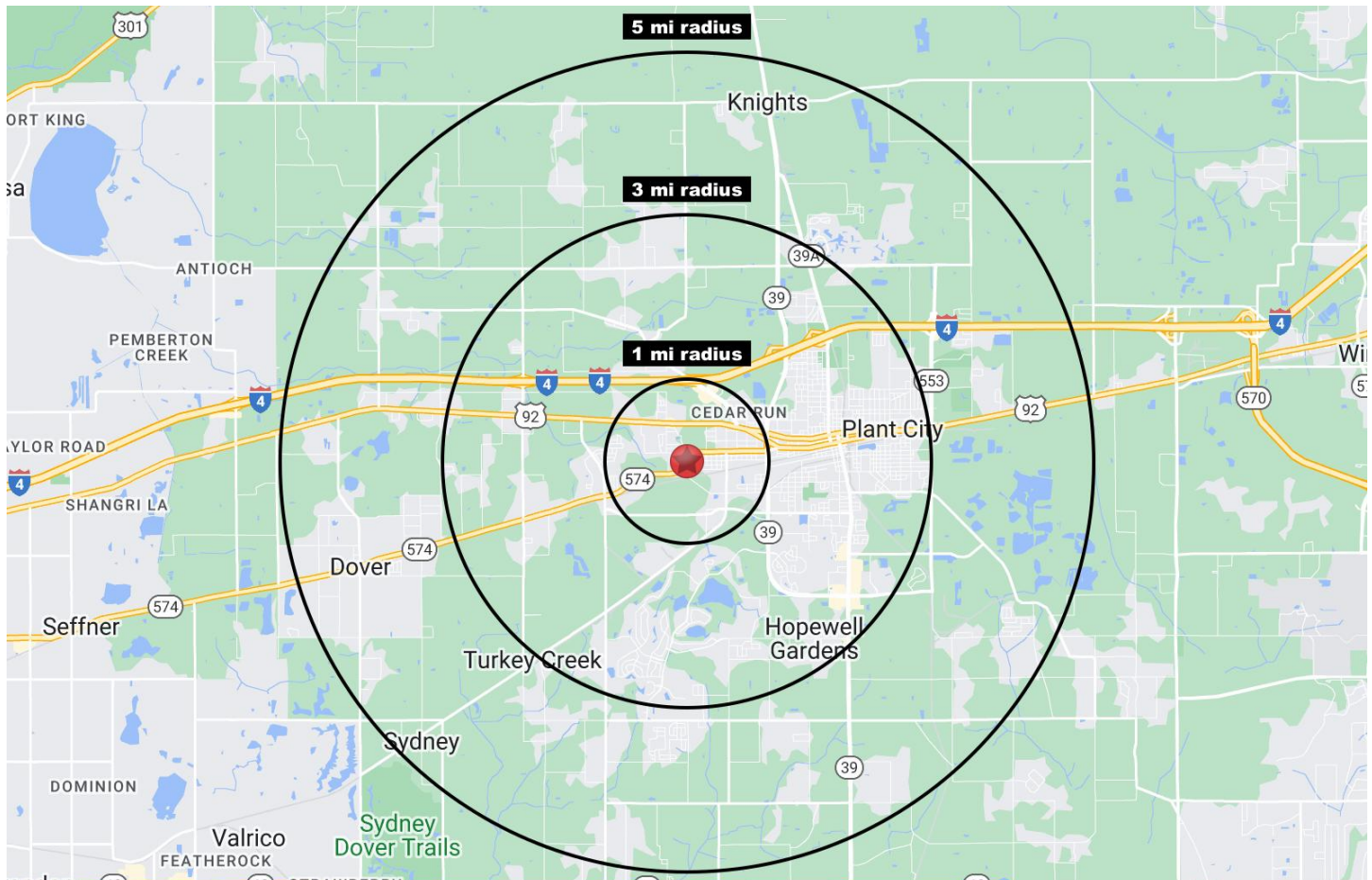
Although all information furnished regarding for sale, rental or financing is from sources we deem reliable, such information has not been verified and no express representation is made nor is any to be implied as to the accuracy thereof, and it is submitted subject to errors, omissions, changes of price, rental or other conditions, prior sale, lease or financing, or withdrawal without notice. All sizes are approximate and subject to survey.

CHURCH PROPERTY FOR SALE

0.45± ACRES | 4,848± TOTAL SF

38 EUCLID DRIVE, PLANT CITY, FL

SITE DEMOGRAPHICS



1 MILE RADIUS

	6,953 ESTIMATED POPULATION 2023
	33.6 AVERAGE AGE
	\$209,867 MEDIAN HOME VALUE 2023
	4,101 TOTAL EMPLOYEES
	\$69,324 AVG HOUSEHOLD INCOME

3 MILE RADIUS

	44,888 ESTIMATED POPULATION 2023
	36.8 AVERAGE AGE
	\$253,445 MEDIAN HOME VALUE 2023
	17,425 TOTAL EMPLOYEES
	\$90,657 AVG HOUSEHOLD INCOME

5 MILE RADIUS

	74,358 ESTIMATED POPULATION 2023
	36.9 AVERAGE AGE
	\$253,235 MEDIAN HOME VALUE 2023
	23,232 TOTAL EMPLOYEES
	\$89,396 AVG HOUSEHOLD INCOME

FOR MORE INFORMATION, PLEASE CONTACT:

CARLIN BEEKMAN
Broker Associate
407.540.7789
carlin.beekman@foundrycommercial.com

JOEY BLAKLEY
Senior Vice President
407.540.7737
joey.blakley@foundrycommercial.com

FOUNDRY
COMMERCIAL

MISSION
PROPERTY
GROUP

Although all information furnished regarding for sale, rental or financing is from sources we deem reliable, such information has not been verified and no express representation is made nor is any to be implied as to the accuracy thereof, and it is submitted subject to errors, omissions, changes of price, rental or other conditions, prior sale, lease or financing, or withdrawal without notice. All sizes are approximate and subject to survey.